




B4 BLENDER MAINTENANCE

EVERYDAY CLEANING:

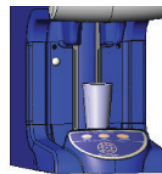
- 1 BLENDER SCREEN
(Spray cleaner onto cloth **NOT** directly on screen)



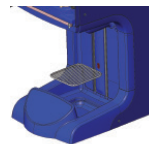
- 2 UNDERSIDE OF FLIP-UP DOOR
including flip up door arm



- 3 CUP HOLDER (Inside and Outside)



- 4 DRIP PAN AND GRATE (If Included)



- 5 OPEN BLENDER DOOR AND PERFORM
VISUAL INSPECTION

- 6 WIPE DOWN EXTERIOR SURFACES OF BLENDER

